


Oath of County Auditor or Supervisor of Elections

STATE OF WASHINGTON)
) ss.
COUNTY OF SKAGIT)

I solemnly swear that the returns of the General Election held in Skagit County, State of Washington on November 26, 2013 have been in no way altered and that they are the same as when they were deposited in my office.



County Auditor or Supervisor of Elections

Subscribed and sworn to me this 26th day of November, 2013

Certification of the Canvassing Board


STATE OF WASHINGTON)
) ss.
COUNTY OF SKAGIT)

The undersigned officers designated by law as constituting the Canvassing Board for the County of Skagit, State of Washington, hereby certify that this is a full, true and correct copy of the Abstract of Votes including the cumulative results, precinct results, and a reconciliation report of votes cast at the General Election held on November 26th, 2013, in Skagit County, State of Washington, and that the following are the true and reconciled numbers of voters and votes counted.


Witness our hands and official seal this 26th day of November, 2013



County Auditor or Supervisor of Elections



Chairman, County Legislative Authority



County Prosecuting Attorney

**Certification of the Canvassing Board
Skagit County Fire Protection District No.15
Proposition No. 1
Skagit County, Washington
November 5, 2013 General Election**

STATE OF WASHINGTON)
 SS.
COUNTY OF SKAGIT)

We the undersigned being the officers designated by law as constituting the Skagit County Canvassing Board, have completed our canvass of the votes as it pertains to Fire Protection District No. 15, Proposition No. 1 in Skagit County, Washington, held within the boundaries of said District on November 5, 2013. The total number of active registered voters in the District was 335, inactive voters 17, the number of ballots cast was 203. The results are as follows:

PROPOSITION, YES 134 68.72%
PROPOSITION, NO 61 31.28%

The canvass having been completed this November 26, 2013.


Skagit County Canvassing Board



County Auditor/Designee




Chairman of County Commissioners/Designee



Prosecuting Attorney/Designee

Affidavit

I do solemnly swear that the above are the full, true and correct returns of Skagit County Fire Protection District No.15, Proposition No. 1, involved in the above election and that they have in nowise been altered by additions or erasures and that they are the same as when they were deposited in my office.



Skagit County Auditor
November 26, 2013

Reconciliation Form

County Name:	Skagit
Election Date:	November 5, 2013

Report prepared by:	David Cunningham
Contact number:	360-336-9305

Registered Voters	
Active registered voters	67429
Inactive registered voters	6646
Credited voters	35847

Overall Ballot	Received	36053
Reconciliation	Counted	35847
	Not Counted	206
Report total ballots for the entire election	Discrepancy	0

<input checked="" type="checkbox"/> Yes	<input type="checkbox"/> No	Is the cell "Discrepancy" showing zero? If other than zero, attach an explanation of the process followed to account for the discrepancy.
<input checked="" type="checkbox"/> Yes	<input type="checkbox"/> No	Does the number of "credited voters" equal the number of overall ballots reported as "counted?" If not, attach an explanation of the discrepancies and/or the process followed to resolve the discrepancies per WAC 434-262-060, 434-262-070 and 434-262-100.

Category Reconciliation (detailed accounting of ballots reported above in the Overall Ballot Reconciliation)

	Issued (number of voters issued ballots)	Received	Ballots forwarded to other counties	Accepted (equal to "Counted" as reported in Overall Ballot Reconciliation)	Rejected & not counted	Category Discrepancy (all ballots accounted for when zero)
Totals for all voters	67439	36053	0	35847	206	0
UOCAVA	579	88	n/a	88	0	0
Federal write-in	n/a	0	n/a	0	0	0
Provisional (include provisional ballots from other counties)	0	0	0	0	0	0
DREs (do not report ballots filled in with Automarks)	0	0	n/a	0	0	0
All others not already reported in the categories above (including regular ballots & ACP)	66860	35965	0	35759	206	0

<input checked="" type="checkbox"/> Yes	<input type="checkbox"/> No	Do totals under "Category Discrepancy" all calculate to zero? If other than zero, attach an explanation of the category discrepancy.
<input checked="" type="checkbox"/> Yes	<input type="checkbox"/> No	Are the totals for all voters the same as reported in the Overall Ballot Reconciliation? If not, attach an explanation of the discrepancy.

Additional information requested by the Secretary of State. Please answer the questions below:

For all returned ballots, how many were by:		Of all ballots returned, how many were generated through:	
Email	17	MyBallot	55
Fax	0	Other online programs	0
Deposited at staffed, unstaffed deposit sites and at voting centers.	25308	PDF originating from county	0

AutoMarks: Please provide an estimate of the number of voters using the AutoMark in the box to the right.